

KIT SPECIFICATIONS

DRIVER SIDE FRONT ADJ29-L

Unit Size: 1080mm w x 1570mm h

End panels: Standard Panels

No. of shelves: 6

Plastic Bins: 20 x PBC 3.0, 20 x PBC 4.0, 10 x PBC 8.0

DRIVER SIDE MID ADJ29-L

Unit Size: 1080mm w x 1570mm h

End panels: Standard Panels

No. of shelves: 6

Plastic Bins: 20 x PBC 3.0, 20 x PBC 4.0, 10 x PBC 8.0

DRIVER SIDE REAR ADJ29-K

Unit Size: 850mm w x 1570mm h

End panels: Standard Panels

No. of shelves: 6

Plastic Bins: 16 x PBC 3.0, 16 x PBC 4.0, 8 x PBC 8.0

PASSENGER SIDE FRONT ADJ28-L

Unit Size: 1080mm w x 1570mm h

End panels: Standard Panels

No. of shelves: 6

Plastic Bins: None

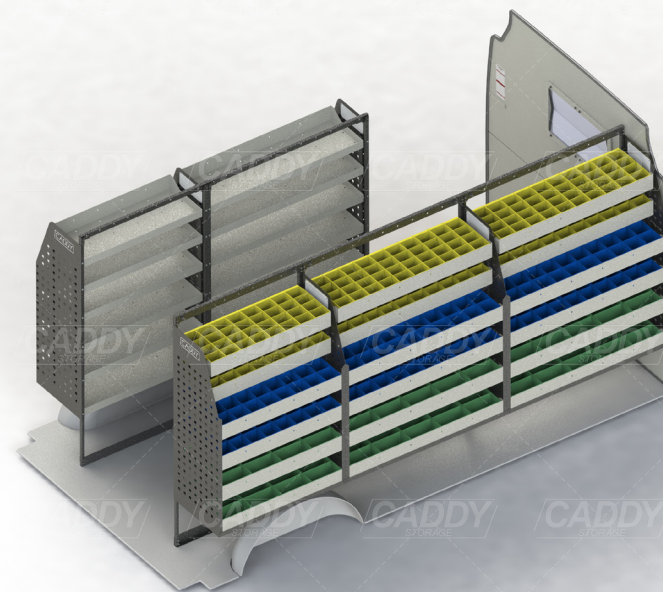
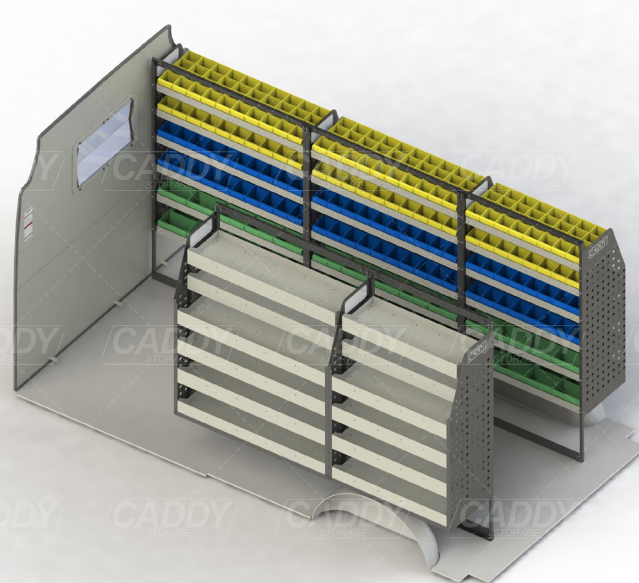
PASSENGER SIDE REAR ADJ28-K

Unit Size: 850mm w x 1570mm h

End panels: Standard Panels

No. of shelves: 6

Plastic Bins: None



DRIVER SIDE FRONT




ADJ29-L

DRIVER SIDE MID



ADJ29-L

DRIVER SIDE REAR



ADJ29-K

PASSENGER FRONT



ADJ28-L

PASSENGER REAR



ADJ28-K

Cargo barrier and flooring depicted in images not included in Trade Kit. These accessories are available separately.

Model: Crafter or Crafter Runner / Make: Volkswagen / Wheel Base: MWB / Roof: Low / Year: 11/2017+.

Please check manufacturing plate for the make and model of your vehicle.